



REZNOR CUSTOMER PLAYBOOK

Volume 3

- Parts Look Up
- Serial Number Look up



Table of Contents

Page 3. – Contact Info

Page 4. – Search by Serial Number on Reznor Partner Site

Page 7. – Finding the Parts Book

Page 10. – Discontinued & Obsolete

Page 12. – Finding Infrared Parts Book

Page 15. – Search by Serial Number on ACE Site

Page 18. – Search by Option Code off Price Sheet in ACE




CONTACT US!

<i>Customer Service</i>	<i>Email</i>	<i>Phone Number</i>
Sadie Norton	Sadie.Norton@jjmorgan.com	651-789-2780
Lynn Hogan	Lynn.Hogan@jjmorgan.com	651-789-2781
<i>Sales Personnel</i>		
Tom Morgan - IA/MN/WI	Tom.Morgan@jjmorgan.com	651-698-0089
Mike Kaskie - ND/NE/SD	Mike.Kaskie@jjmorgan.com	605-271-0531 / Cell 605-336-5910
Tom Lyle - KS/MO/OK	Tom.Lyle@jjmorgan.com	816-260-7360
Angie Brew - Design & Build/In-out Sales	Angie.Brew@jjmorgan.com	651-698-0089
Pat McGuire - Plan & Spec	Pat.McGuire@jjmorgan.com	651-698-0089
Chris Morgan - Inside/Outside Distributor Sales	Chris.Morgan@jjmorgan.com	651-698-0089
Mike Morgan - Outside Sales	Mike.Morgan@jjmorgan.com	651-303-6026
<i>Technical Service</i>		
Doug Swanson - Service/Trouble Shooting	Doug.Swanson@jjmorgan.com	651-698-0089 / Cell 651-308-7512
Mike Malone - P.E. Systems Engineer	Mike.Malone@jjmorgan.com	651-698-0089 / Cell 605-381-4155
<i>Purchase Orders</i>		
Reznor Purchase Orders	purchaseorders@jjmorgan.com	651-698-0089
<i>Info</i>		
Information Request	Info@jjmorgan.com	651-698-0089
<i>Training</i>		
Website & Product Training	Training@jjmorgan.com	
<i>Accounts Payable</i>		
Accounts Payable	AP@jjmorgan.com	



Searching by Serial Number on Reznor Partner Site

You must be logged into the Reznor Partner Site



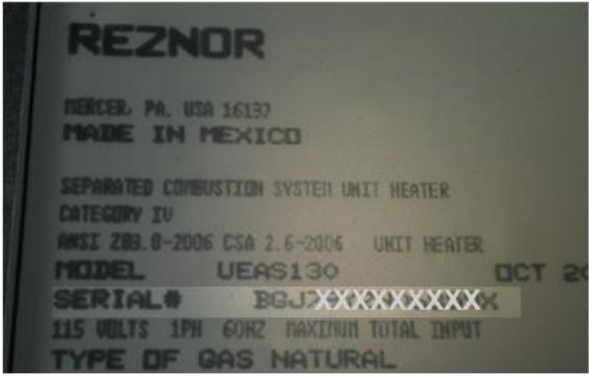
This is a close-up of the login form. It features two input fields: 'E-mail *' and 'Password *'. Below the 'E-mail' field is the instruction 'Enter your e-mail address.' Below the 'Password' field is the instruction 'Enter the password that accompanies your e-mail.' A 'Log in' button is located below the password field. Red arrows point to the 'E-mail' label, the 'E-mail' input field, and the 'Log in' button.



Once logged in – Saying “Welcome Back *Your Name*”, Click on Support, and then click on Serial Number Lookup

Support Downloads

- Merchandising
- Serial Number Lookup
- Spare Parts
- Product Selection
- Product Registration
- Wiring Diagrams
- Service Tips
- Software Support



REZNOR
REZER, PA. USA 16137
MADE IN MEXICO

SEPARATED COMBUSTION SYSTEM UNIT HEATER
CATEGORY IV
ANSI Z89.8-2006 CSA 2.6-2006 UNIT HEATER
MODEL UEAS130 OCT 2014
SERIAL# BGJXXXXXXXXXX
115 VOLTS 1PH 60HZ MAXIMUM TOTAL INPUT
TYPE OF GAS NATURAL

Want to find some information on your unit? In the search box below, enter a unit serial number and find it!
Please note that lookup by Sales Order and Purchase Order currently only applies to products produced 2014 and earlier.

Lookup using

Enter the serial number above and click Search. If it’s a valid serial number a unit option code breakdown will appear, if not it will tell you its not a valid Serial Number entered.



Please note, some units will have more information listed than others.
This all depends on what type of unit, how it was built, and when the unit was manufactured.

Lookup using Serial Number Search

BOJ3060041121 Available Replacement Part

Serial Number	BOJ3060041121	Blower Section SM Parts
Wiring Diagram	D304461WD	13585 - ADAPTER BACK RIGHT END C-1,C-2
Catalog Number	RPBL	13586 - ADAPTER BACK LEFT END C-1,C-2
Model	RPBL800	14469 - HOUSING, BLOWER A15-11A
Model Name	RPBL	41995 - PL FL DT CVR RPV3 SER
Model Size	800	100080 - END PNL SPT B CAB AQ5 400
		104115 - BLR DOOR ASY B CAB W/AY3
		105603 - BL CABINET LEG 1 LEFT
		105604 - BL CABINET LEG 2 RIGHT
		105620 - ADAPTOR BACK TOP 400
		105627 - MOTOR MOUNTING PLATE
		105632 - BL FILLER
		105638 - MOTOR MOUNTING SUPPORT
		106240 - BL CABINET BOTTOM RT HALF 400
		106244 - BL CABINET BOTTOM RT HALF 400
		106252 - ADAPTOR BACK CENTER SCT 400
		106269 - BL CABINET BOTTOM ASSY 400
		106282 - BL CAB FRONT TOP SCT ASSY 400
		106288 - BL CAB REAR TOP SCT ASSY 400
		106294 - ADAPTOR BACK ASSY 400
		106295 - MOTOR MOUNTING PLATE ASSY
		106299 - VERTICAL BLOWER SUPPORT
		106943 - BLOWER SUPPORT
		149008 - MTR MOUNT SUPT ASSY ADF/BL
		149009 - MTR ADJ ANGLE ASSY ADF/BL
		149010 - MTR ADJUST ANGLE ADF/BL
		Burners, Orifices and Manifolds
		9520 - LIGHTER TUBE ASSEMBLY X400
		9791 - CARRYOVER ORIFICE #56 ALUMINUM
		10798 - BURNER RACK REMOVAL INST. PLAT
		84437 - ORIFICE PLUG #42-BRASS
		85218 - BURNER ASSY ALM2. N. S.
		86345 - MANIFOLD ONLY X400
		93389 - CARRYOVER TUBING 8-3/4
		Cabinet Parts SM, Hinges, Latches
		63152 - CVER ASSY RT EEDU300;400
		100005 - HTR BTM PAN RG,RP400
		100010 - RT FRNT HTR LEG RG,RP125-400
		100011 - LT FRNT HTR LEG RG,RP125-400
		100012 - RT RR HTR LEG RG,RP125-400
		100013 - LT RR HTR LEG RG,RP125-400
		100035 - TOP FRONT/REAR RG,RP400
		100042 - BTM FRONT/REAR RG,RP400
		100069 - CABINET LEG CAP LT FT/RT RR
		100071 - CABINET LEG CAP LT RR
		100072 - CORNER POST CAP RG,RP SER
		100083 - NO LONGER AVAILABLE
		100115 - HTR TOP LT SD PNL RP75-400
		100118 - HTR RT SD PNL RP75-400
		100125 - HTR BTM LT SD PNL RG,RP SER
		100168 - TOP SEAL BRACE RG,RP400
		100293 - CASING TOP ASSY RP400
		100294 - HTR RT SD PNL ASSY RP
		100299 - HTR BTM LT SD ASY RG,RP300-400
		100318 - HTR CNTR LT SD PNL RP150-400
		104372 - INTERMEDIATE POST CAP
		105602 - TOP SUPPORT 400
		105612 - NO LONGER AVAILABLE
		105616 - BOTTOM FRONT PANEL 400
		105631 - TOP FILLER 400
		106395 - SIDE DUCT CONNECTOR
		114761 - CORNER POST RBL,RG/RPBL1
		114762 - INTERMEDIATE POST RBL,RG/PPBL
		124067 - DOOR LATCH KIT #61-99-274-14

Options

AA1:Natural Gas
AB1:0 to 2000 ft Elevation
AC2:409 Stainless Steel Heat Exchanger
AD1:Aluminized Steel Burners
AE1:Standard Burner (no shutters)
AF1:Standard Furnace Pan
AG9:Elec. modulation (MUA) w/Remote Select
AH2:Recycling Spark Ignition
AJ1:Left hand controls (facing discharge)
AK5:208/3/60 voltage
AL10:5 HP ODP Motor
AM10:900 rpm drive
AQ2:Horizontal Air Discharge
AR8:2 pos. motorized 100% O/A damper
AS2:100% O/A rain baffled intake hood
AU0:No Coil Section
AW11:Filter Rack w/2" Pleated Filters
AY3:Double Wall Insulated Cabinet
BE2:Discharge temp low limit (freezestat)
BG9:Relay Contacts to Start Exhaust Fan
BU21:Reznor North America Label
BY1:US Certification to ANSI Standards
CJ1:16" Curb (no DT Plenum) Shipped w/Unit
CL9:Room Override Stat for Elec Modulation
DR2:Adjustable V-Belt Drive Blower
PC12:Motor Mount Vibration Isolation 1-10hp
SH2:Prepare Unit for LTL Shipment Only
VFC2:Supply Fan RPM Control by Building DDC
VFD1:Supply Fan Variable Freq Drive in Unit


Manufacture Date Oct 2015

Technical Details

ESP 0.50
TSP 0.86
CFM 6,000

Order Details

Order Number 0010384747 - Line: 100
Invoice 0091350113




Lookup using Serial Number Search

BKC79U2N92769X Available Replacement Parts

Serial Number	BKC79U2N92769X	* Hidden/Manufacturing
Wiring Diagram	185139	169925 - STEEL GALV .030 X 96 X 48 IN SHT
Model	UDAS200	Burners, Orifices and Manifolds
Model Name	UDAS	165701 - ORIFICE ADAPTER
Model Size	200	165702 - ORIFICE ADAPTER LOCK NUT
Manufacture Date	Mar 2011	194948 - ORIFICE BRACKET
		195073 - BURNER BODY TOP/BOTTOM
		195146 - RIBBON TRAY ASSY UDBP/S175/200
		195238 - BURNER BODY FN LASSY UDBP/S175
		196892 - ORIFICE BRASS 6.8MM DRILL 6.7
		197238 - BURNER BAFFLE 150-300 UDAP/S
		221894 - MANIFOLD LARGE UDAP/S UDBP/S
		222108 - BURNER SHIELD FT SD UDAP 175-200
		222134 - BURNER SHIELD RR SD UDAP 175-200
		Cabinet Parts SM, Hinges, Latches
		54633 - FASTENER LATCH C1435-14A-1
		195556 - TOP 150-200 UDBP/S
		195562 - LEFT SIDE PANEL 150-200 UDBP/S
		195571 - REPLACED BY 196025
		195579 - HEAT EXCH ANGLE 150-400 UDAP/S
		195590 - HEATER PANEL UDAP175/200
		196025 - BOTTOM ASSY UDBP/S150-250
		196881 - DOOR HANDLE REZNOR CT-345
		201689 - FR PANEL SUPT UDBP/S150-200
		201692 - FRONT PANEL ASSY UDBP/S 150-200
		Category Not Assigned
		130673 - TUBING - 20 IN
		133981 - LABEL REPL PARTS RHL
		170035 - SIDE FLUE GASKET UDAP200
		170039 - TOP/BTM FL GASKET UDAP150-400
		194803 - SPACER #10 X .310 FT SP100
		194947 - VENTURI ASSEMBLY 100-400 UDBP/
		195127 - BURNER RIBBON
		195529 - BURNER SHIELD ASY UDBP/UDBS 175-200
		195568 - NO LONGER AVAILABLE
		195652 - RIVET 1/8X1/8 CLOSED END SS
		195668 - GASKET BURNER 150-400
		195669 - CONTROL BRKT NEOPRENE GASKET
		196335 - SCREW CAPTIVE FAST 09-P-203
		196337 - SCREW RTNR BLK 09-49-102-42
		196617 - NO LONGER AVAILABLE
		196822 - GASKET OUTLET CLR 200-400
		196909 - LABEL WIRING DIAGRAM UDAP/UDAS
		196977 - LABEL CA WARNING UDAS/UDAP
		197039 - FAN PANEL ASSY UDAS200
		197062 - LABEL HI-ALT ADJ UDAS/UDAP
		201417 - WIRE HARNESS ASY UDBP/S150-200
		201455 - CARTON COVER 150-400 UDAP/S
		201458 - CORNER 1-1/2 IN X 1-1/2 IN X 20-5/8 IN
		201472 - VNTR MOTOR GASKET UDBP200-400
		202008 - NO LONGER AVAILABLE
		203058 - LABEL NOTICE UDB/ RDDA, RCDA
		207525 - HEYCO PLUG 1" WP-1000 N1312
		207607 - DOOR 150-200 UDAS/UDBS
		217262 - CARLINGSWITCH TA22B-TLB-B
		257011 - SEALANT NON-SIL SILCO SDS 5500 OR 9500
		257029 - LG TOOLED HSG (MOD)

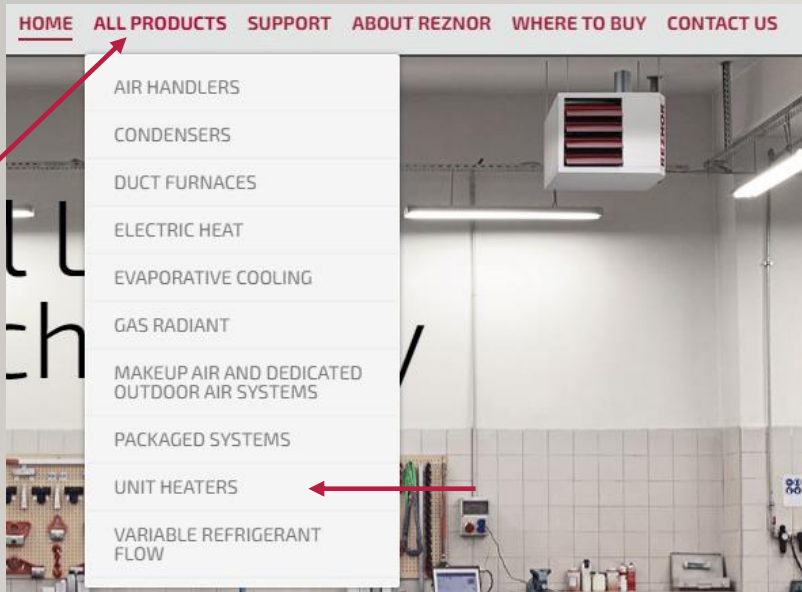
Order Details

Order Number Order Number details not found.


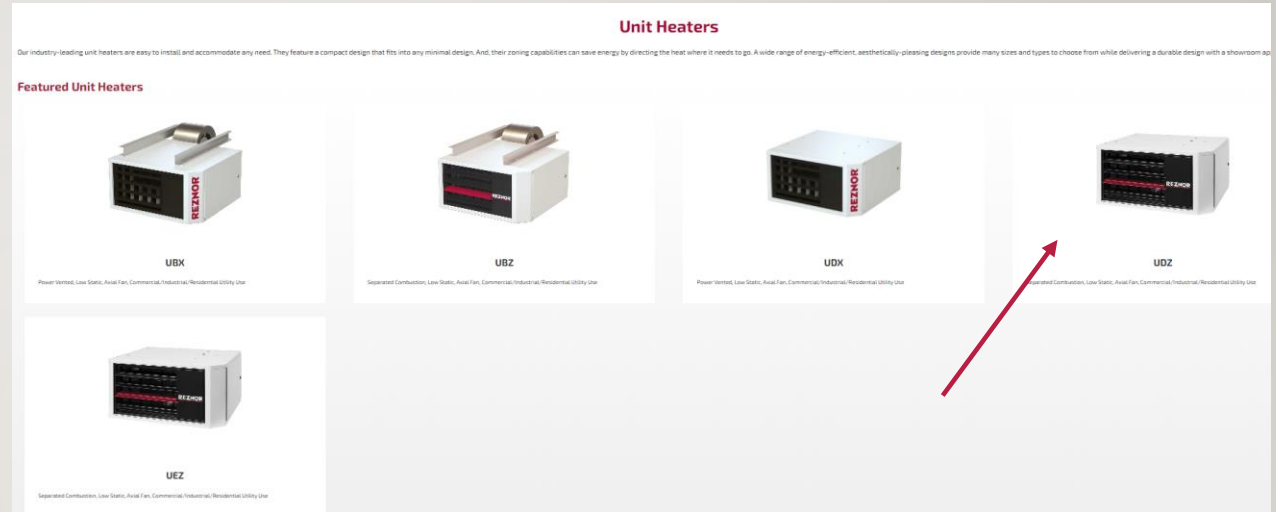



Finding the Parts Book

Start by clicking on All Products, and find the style you are looking for



Click on the type of heater you are looking for information on



Click on View Literature



To access the parts book, click on Replacement Parts

Reznor > Unit Heaters SEARCH

UDZ

Products - Unit Heaters - UDZ

Technical | Installation Instructions | **Replacement Parts List** | Consumer Materials | Conversion Kits | Price Sheets | Bulletins

UDZ Separated Combustion, Low Static Axial Fan Unit Heaters
653F | Published: 3/21 DOWNLOAD

Unit Heater Catalog
650F | Published: 2/21 DOWNLOAD

Archived Documents (1) Click to Show/Hide

Click download

Reznor > Unit Heaters SEARCH

UDZ

Products - Unit Heaters - UDZ

Technical | Installation Instructions | **Replacement Parts List** | Consumer Materials | Conversion Kits | Price Sheets | Bulletins

Replacement parts for UBX, UBZ, UDX, and UDZ models
1034346 | Published: 2/21 DOWNLOAD

03/21



UNIT HEATER REPLACEMENT PARTS

MODEL UBX: STANDARD POWER VENT BLOWER TYPE
MODEL UBZ: SEPARATED-COMBUSTION BLOWER TYPE
MODEL UDX: STANDARD POWER VENT FAN TYPE
MODEL Udz: SEPARATED-COMBUSTION FAN TYPE



TABLE OF CONTENTS

WARRANTY	2
REFERENCES	2
SERIAL NUMBER.....	2
ELECTRICAL COMPONENTS.....	3
FAN AND MOTOR COMPONENTS	8
BLOWER COMPONENTS	9
CABINET COMPONENTS	18
VENTER AND FLUE WRAPPER COMPONENTS.....	21
HEAT EXCHANGER AND BURNER ASSEMBLY COMPONENTS.....	24
VENTING AND COMBUSTION AIR KIT COMPONENTS (MODELS Udz AND UBZ).....	27
ACCESSORIES/OPTIONS.....	28

If you click on the area you need to go to, for example Electrical Components, it will bring you to that page

TABLE OF CONTENTS

WARRANTY	2
REFERENCES	2
SERIAL NUMBER.....	2
ELECTRICAL COMPONENTS.....	3
FAN AND MOTOR COMPONENTS	8
BLOWER COMPONENTS	9
CABINET COMPONENTS	18
VENTER AND FLUE WRAPPER COMPONENTS.....	21
HEAT EXCHANGER AND BURNER ASSEMBLY COMPONENTS.....	24
VENTING AND COMBUSTION AIR KIT COMPONENTS (MODELS Udz AND UBZ).....	27
ACCESSORIES/OPTIONS.....	28

ELECTRICAL COMPONENTS

NOTES:

- To connect supply wires and access the disconnect switch (item 20), remove the cover (item 18) from the electrical box.
- The color listed for the flame rollout switch (item 4) is the color of the identifying dot on the label.
- The control module fuses (item 7A) may be replaced with field-supplied type ATC or ATO 3-amp fuse (color code: violet).

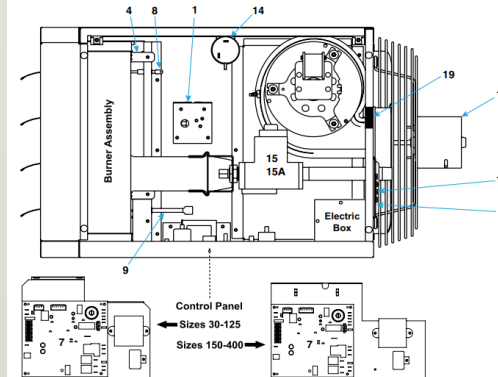
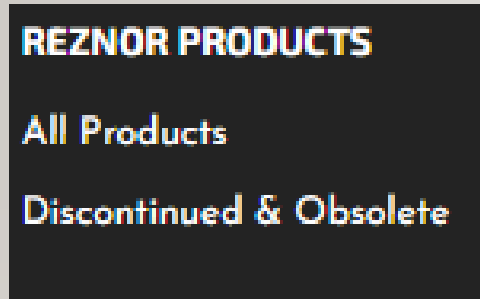
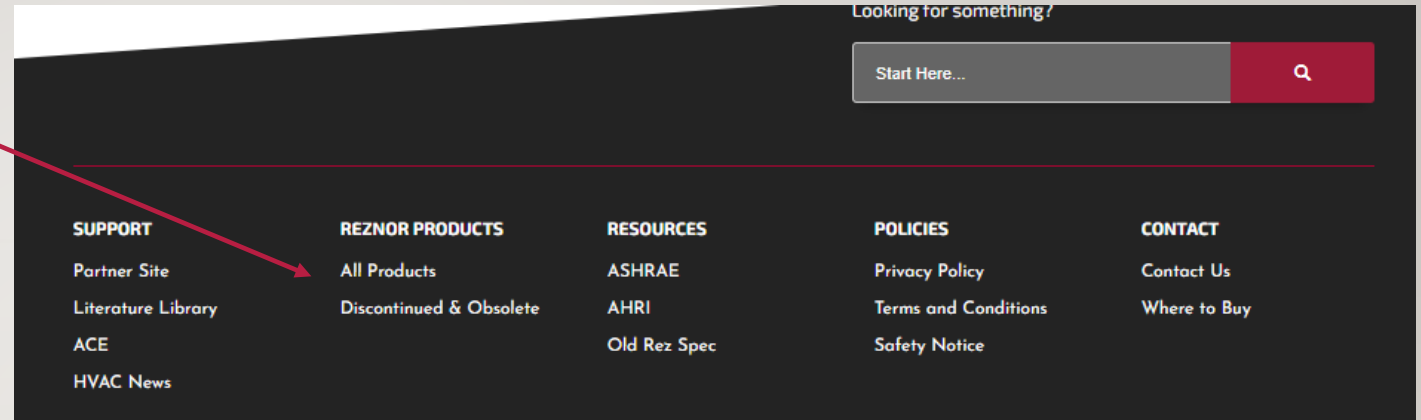


Figure 1. Typical Control Compartment (Refer to Table 3 and Table 4)

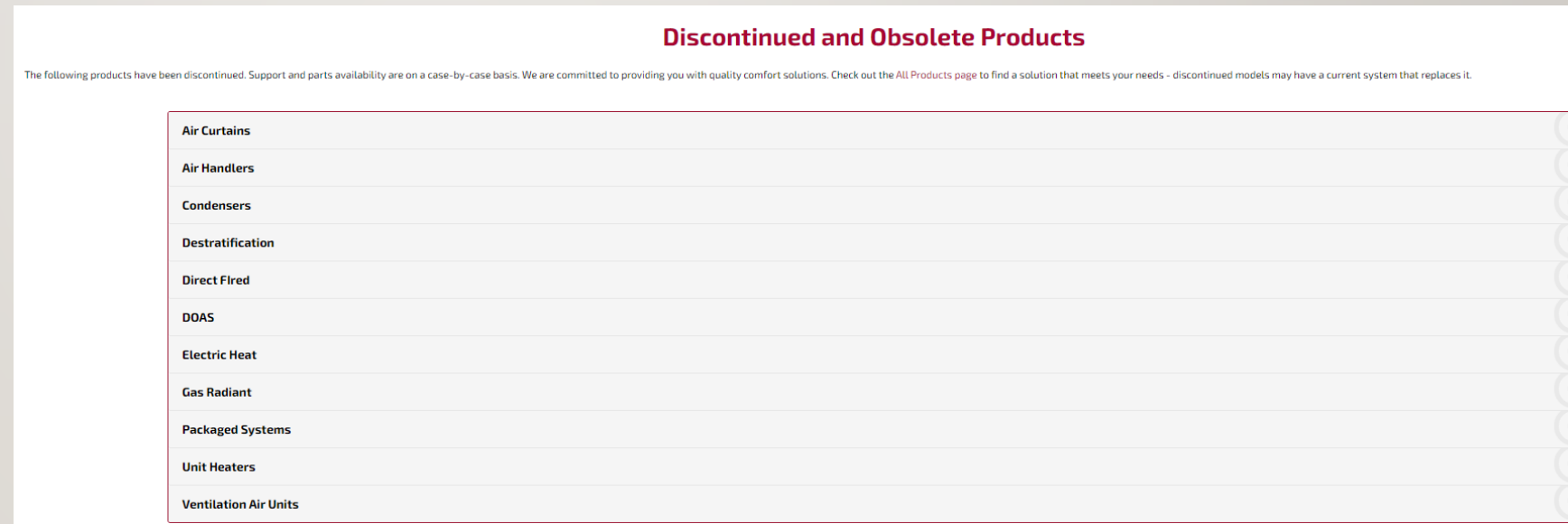
If you are needing a parts book for a discontinued model such as: UDAP/UDAS, FE, FT/SFT, TR/VR ect., you will need to scroll to the bottom of the page on www.REZNORHVAC.com



Click on Discontinued & Obsolete



Here you will need to pick the type of unit that you are looking for



BKC79U2N92769X	
Serial Number	BKC79U2N92769X
Wiring Diagram	185139
Model	UDAS200
Model Name	UDAS
Model Size	200
Manufacture Date	Mar 2011

Order Details
 Order Number: Order Number details not found.



Gas Valves
 260603 - NAT GAS VALVE VR8215T1239(+++)

Here you have all the part info needed to quote the customer, or place an order with Reznor



RZ260603 - NAT GAS VALVE VR8215T1239

Lead Time	30 Days
Weight	1.5 LB
L x W x H	6 IN x 4.7 IN x 4.8 IN
List Price	\$ 115
Stock Level	Backordered at Poplar Bluff (3055)

*Inventory level shown is based on the most current information available, however, is not a guarantee of availability.
 *This item may be shipped via parcel 📦

V61-295DP

[Add to Quote](#)



On the partner site, you will need to write down the part number you've found and go back to ACE to do a parts search.

Home

- Parts
- Search Parts
- Search by Serial Number
- Search by Options
- Export All Parts

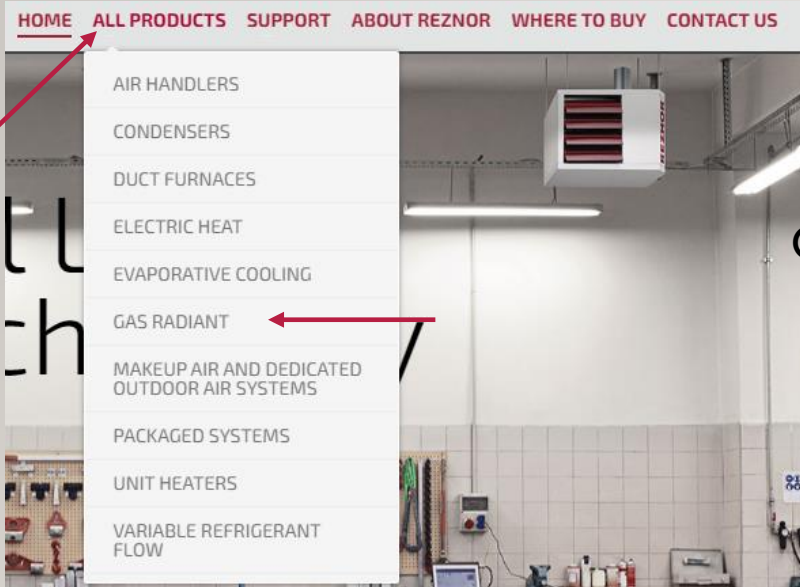
Search Parts

Search

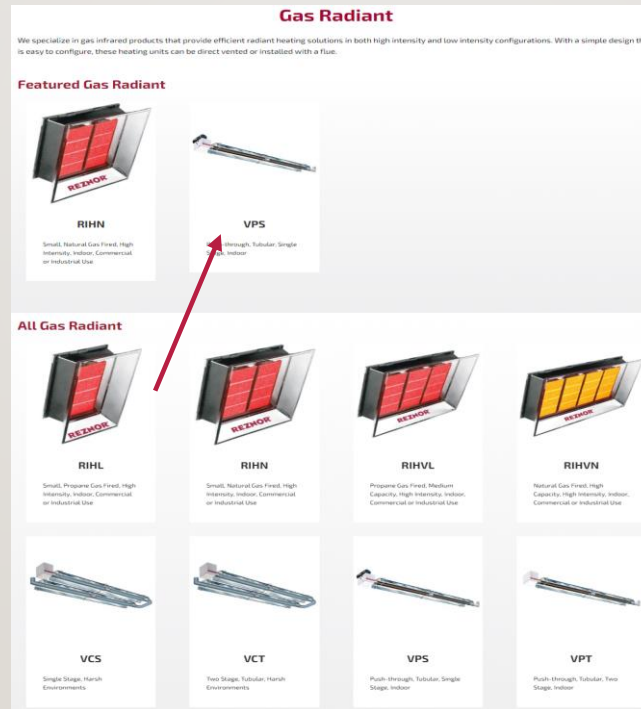
Material Id ↑	Description
260603	Replaced By RZ260603
RZ260603	NAT GAS VALVE VR8215T1239

Finding the Infrared Parts Book

Start by clicking on All Products, and find the style you are looking for



Click on the type of heater you are looking for information on



Click on View Literature



All of this information is available to you and your customer without any kind of a log in.

Reznor > Gas Radiant SEARCH

VPS

Product - Gas Radiant - VPS

Technical | Installation Instructions | Consumer Materials | Manuals | Conversion Kits | Price Sheets | Bulletins

Infrared heater catalog for Series VC, VP, & RIH
178f | Published: 2/13 DOWNLOAD

Click Installation Instructions, here you will find the Install and Parts Manual, click Download

Technical | Installation Instructions | Consumer Materials | Manuals | Conversion Kits | Price Sheets | Bulletins

Instructions for installing an optional hanger kit
D2707220 (05-18) I-VP-VC | Published: 9/18 DOWNLOAD

Installation location and instructions for turnbuckle kit for infrared Series VC & VP
I-VC VP-TK | Published: 2/15 DOWNLOAD

High altitude conversion instructions for natural gas fired VP and VC series infrared heaters
D301004 0816_I-VC_VP-HA | Published: 4/13 DOWNLOAD

Outside combustion air kit instructions for VC & VP Series
707005_248E-0914_I-VC_VP-OA_270688.web_ | Published: 4/13 DOWNLOAD

Installation and Parts manual for Model VPS
270683R2_VPS Manual_246E-0419_I-VPS | Published: 2/13 DOWNLOAD

Manuel d'installation et de pièces pour le modèle VPS
D303073R2_VPS Manual_246E-0419_I-VPS_FRE | Published: 6/18 DOWNLOAD

Obsoletes Part No. 270683

→ **INSTALLATION / OPERATION / MAINTENANCE**

Applies to: **Model VPS 120V 60Hz Gas-Fired, Tubular, Radiant, Low-Intensity Infrared Heater for generation code BB**



Model VPS Burner/Control Box with 20 - 80 ft Tube/Reflector Length

FOR YOUR SAFETY
If you smell gas: 1. Open windows. 2. Don't touch electrical switches. 3. Extinguish any open flame. 4. Immediately call your gas supplier.
FOR YOUR SAFETY
The use and storage of gasoline or other flammable vapors and liquids in open containers in the vicinity of this appliance is hazardous.
WARNING: Improper installation, adjustment, alteration, service, or maintenance can cause property damage, injury or death. Read the installation, operation, and maintenance instructions thoroughly before installing or servicing this equipment.
WARNING: Gas-fired appliances are not designed for use in hazardous atmospheres containing flammable vapors or combustible dust, in atmospheres containing chlorinated or halogenated hydrocarbons, or in applications with airborne silicone substances.

Part No. 270683 R2



You will find the parts breakdown on Page 13 in the VPS Manual –
Subject to change in VPT/VCS/VCT manual.

1.8 Technical Details - Table 5

No of Injectors	1
Gas Connection	½" N.P.T
Electrical Supply	120 volt 1 phase 60Hz
Vent size (in)	4" or 6" (101mm or 152mm)
Unitary Fan Motor Details	120 volt, 1 phase 60Hz
Current Rating	1.8A MAX (models 60 - 150); 1.0A MAX (models 170 & 200)
Ignition	Electronic Program Start up with Spark Ignition

MODEL	Natural Gas	LP Gas	Min. Heater Length	Max. Heater Length	Min. Heater Length	Max. Heater Length
	BTU/Hr	BTU/Hr	S ft	S ft	U ft	U ft
60	60,000	60,000	20	40	20	40
80	80,000	80,000	30	40	20	40
100	100,000	100,000	30	50	40	40
125	123,500	125,000	30	60	40	60
150	150,000	150,000	40	70	40	60
170	169,000	169,000	50	80	60	80
200	200,000	N/A	50	80	60	80

Appliances can be installed up to 10,000ft above sea level in the USA. Altitude conversion kits are available on request.

USA	0- 2000 ft (0-610m) above sea level							CANADA	0- 2000 ft (0-610m) above sea level						
Size	60	80	100	125	150	170	200	Size	60	80	100	125	150	170	200
NG "WC	3.9	3.5	4.5	4.3	4.0	3.3	3.3	NG "WC	3.9	3.5	4.5	4.3	4.0	3.3	3.3
LP "WC	5.5	5.2	8.0	7.6	7.0	6.1	N/A	LP "WC	5.5	5.2	8.0	7.6	7.0	6.1	N/A

USA & CANADA		Natural Gas 0- 2000 ft (0-610m) above sea level						
Size	60	80	100	125	150	170	200	
Burner Orifice Plate Part No.	269941	269942	269943	269944	1005513	269946	269946	
Flame Plate Part No.	N/A							
Fan Part No.	270476	270476	270476	270476	270476	270475		
Fan Orifice Part No.	269922	269925	269925	269930	269931	269935	269938	
Injector Part No.	270400	270402	270403	270405	270407	270409	270410	
Injector Carrier Part No.	270375						270376	
Pressure Switch Part No.	270389						270390	

USA & CANADA		LP Gas 0- 2000 ft (0-610m) above sea level						
Size	60	80	100	125	150	170	200	
Burner Orifice Plate Part No.	269948	269949	269950	269951	269952	269953		N/A
Flame Plate Part No.	269957	269958		269959		269960		
Fan Part No.	270476						270475	
Fan Orifice Part No.	269924	269925	269929	269931	269933	269937		
Injector Part No.	270398	270399		270400	270401	270403		
Injector Carrier Part No.	270375							
Pressure Switch Part No.	270389							

Part No. 270683 R2 (04-19), Page 13

USA & CANADA		Natural Gas 0- 2000 ft (0-610m) above sea level						
Size	60	80	100	125	150	170	200	
Burner Orifice Plate Part No.	269941	269942	269943	269944	1005513	269946	269946	
Flame Plate Part No.	N/A							
Fan Part No.	270476	270476	270476	270476	270476	270475		
Fan Orifice Part No.	269922	269925	269925	269930	269931	269935	269938	
Injector Part No.	270400	270402	270403	270405	270407	270409	270410	
Injector Carrier Part No.	270375						270376	
Pressure Switch Part No.	270389						270390	

USA & CANADA		LP Gas 0- 2000 ft (0-610m) above sea level						
Size	60	80	100	125	150	170	200	
Burner Orifice Plate Part No.	269948	269949	269950	269951	269952	269953		N/A
Flame Plate Part No.	269957	269958		269959		269960		
Fan Part No.	270476						270475	
Fan Orifice Part No.	269924	269925	269929	269931	269933	269937		
Injector Part No.	270398	270399		270400	270401	270403		
Injector Carrier Part No.	270375							
Pressure Switch Part No.	270389							



Searching by Serial Number in ACE

There are two places you can search a Serial Number. 1- Partner Site 2- ACE. Here is how you get into each site.



Sign In

Email

The Email field is required.

Password

The Password field is required.

Remember me?

Sign In

Choosing to Sign In means that you agree to the [Terms Of Use And Privacy Policy](#)

[Forgot your password?](#)
[Register as a new user?](#)

Log into ACE, and once you're on the HOME screen, click on Search by Serial Number



Home

Parts

Search Parts

Search by Serial Number

Search by Options

Export All Parts

Projects

View All Projects

Add New Project



Search by Serial Number

Search [Refine your search](#)

Model: RPBL
Size: 800
Option String: BU21 BY1 AK5 AA1 AB1 AC2 AD1 AE1 AF1 AJ1 AG9 AH2 AR8 AS2 AQ2 AW11 AY3 AU0 PC12 DR2 AL10 VFD1 VFC2 AM10 BE2 BG9 CL9 SH2 CJ1

Enter the serial number here and click Search. Once you hit enter, if serial is correct, it will populate a Model, Size and Option Code String

Below it will give you a parts breakdown.

Search by Serial Number

Search [Refine your search](#)

Model: RPBL
Size: 800
Option String: BU21 BY1 AK5 AA1 AB1 AC2 AD1 AE1 AF1 AJ1 AG9 AH2 AR8 AS2 AQ2 AW11 AY3 AU0 PC12 DR2 AL10 VFD1 VFC2 AM10 BE2 BG9 CL9 SH2 CJ1

Material Id ↑	Description
007727	RTNR F/L EMT HOLE
010650	1/4-20 Lock Nut Grade C Zinc Finish
011813	SMS #10-16X1/2 AB STALGARD OR RUSPE
012635	M.H. DAMPER ARM #26026N
012636	M.H. BALL AND SOCKET #27518
016222	NUT LOCK 1/2 CDU T8B #141
016227	STRAP CABLE 1/2 3328 WHITE
016324	WIRE BLACK 18 GA TEW 1/32
016324	WIRE BLACK 18 GA TEW 1/32
016326	WIRE WHITE 18 GA TEW 1/32
016328	WIRE RED 18 GA TEW 1/32
016334	WIRE BROWN 18 GA TEW 1/32
016354	#3-0273 WIRE NUT 73B
016452	HOLE PLUG HEYC0 DP-875 2703 BL

You can also click on Refine your search if you know what part you are looking for

Search by Serial Number

Search [Refine your search](#)

Model: RPBL
Size: 800
Option String: BU21 BY1 AK5 AA1 AB1 AC2 AD1 AE1 AF1 AJ1 AG9 AH2 AR8 AS2 AQ2 AW11 AY3 AU0 PC12 DR2 AL10 VFD1 VFC2 AM10 BE2 BG9 CL9 SH2 CJ1

Material Id ↑	Description
RZ163892	VENTER MOTOR, 208/230V

Items per page: 100 1 - 1 of 1 < >



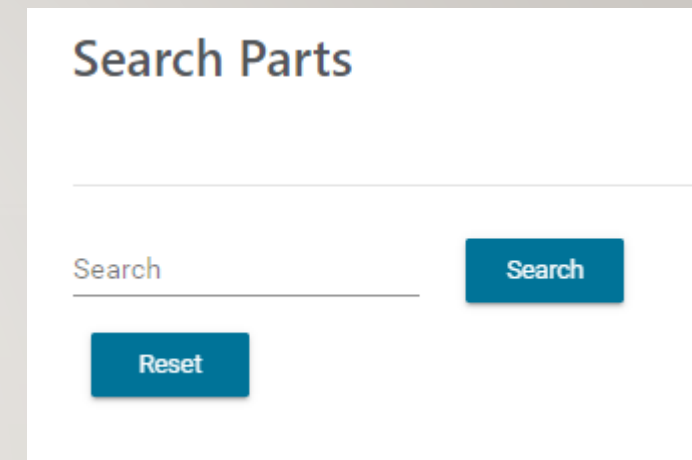
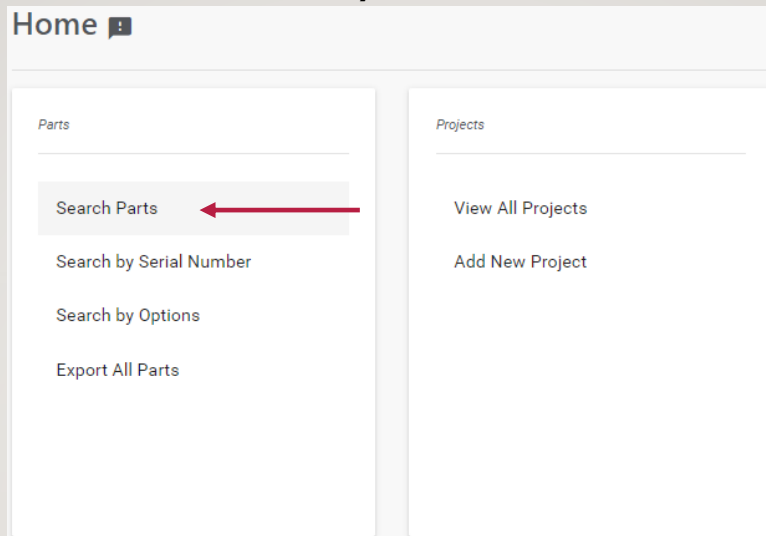
Parts Price & Availability in ACE

From the HOME screen, you will click on Search Part

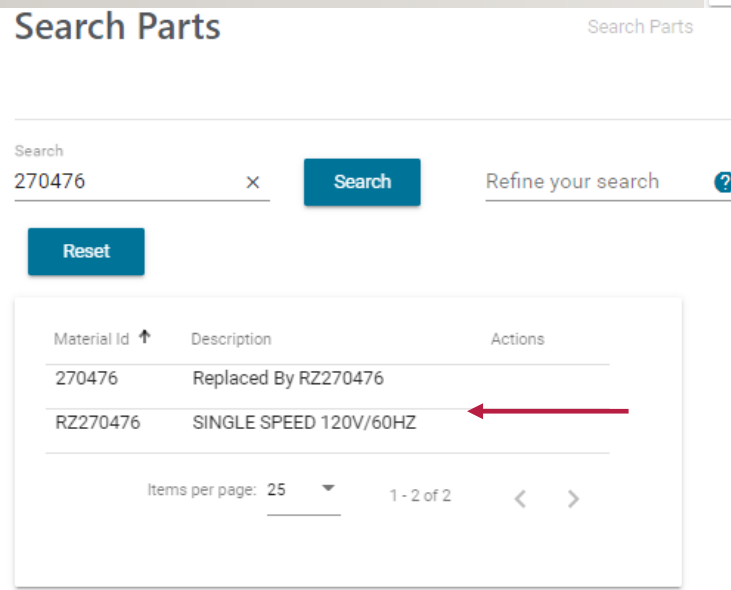
Enter the part number and click Search

USA & CANADA		Natural Gas 0- 2000 ft (0-610m) above sea level					
Size	60	80	100	125	150	170	200
Burner Orifice Plate Part No.	269941	269942	269943	269944	1005513	269946	269946
Flame Plate Part No.	N/A						
Fan Part No.	270476	270476	270476	270476	270476	270475	
Fan Orifice Part No.	269922	269925	269925	269930	269931	269935	269938
Injector Part No.	270400	270402	270403	270405	270407	270409	270410
Injector Carrier Part No.	270375			270376			
Pressure Switch Part No.	270389					270390	

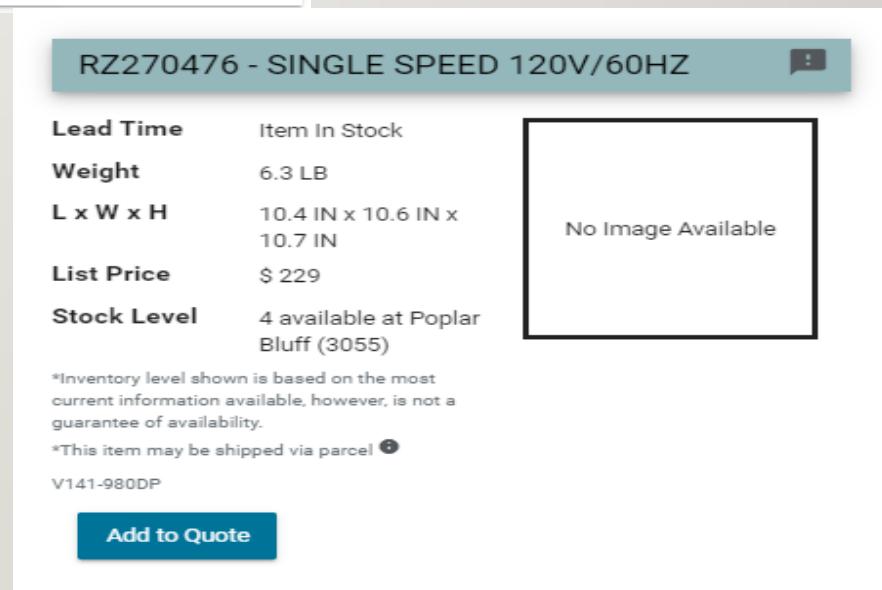
USA & CANADA		LP Gas 0- 2000 ft (0-610m) above sea level					
Size	60	80	100	125	150	170	200
Burner Orifice Plate Part No.	269948	269949	269950	269951	269952	269953	
Flame Plate Part No.	269957	269958		269959		269960	
Fan Part No.	270476					270475	
Fan Orifice Part No.	269924	269925	269929	269931	269933	269937	
Injector Part No.	270398	270399		270400	270401	270403	
Injector Carrier Part No.	270375						
Pressure Switch Part No.	270389						



Click on the part number



Once you click on the part, the details will open on the side



Searching by Option Code off the Price Sheets

From the Home screen, click on Search by Options

Enter unit Model, Size, Option Code & click Search

The Home screen features a navigation menu with two columns: 'Parts' and 'Projects'. The 'Parts' column includes 'Search Parts', 'Search by Serial Number', 'Search by Options' (highlighted with a red arrow), and 'Export All Parts'. The 'Projects' column includes 'View All Projects' and 'Add New Project'.

The 'Search by Options' interface shows search criteria: Model VPS, Size 125, and Option CD27. A red arrow points to the 'Search' button. Below the search bar, a product detail card is displayed for 'RZ270714 - CD27, TWO REFLECTOR END CA'. The card includes the following information:

Lead Time	Item In Stock
Weight	1.75 LB
L x W x H	10.3 IN x 10.6 IN x 7 IN
List Price	\$ 33
Stock Level	80 available at Poplar Bluff (3055)

Additional text on the card includes: '*Inventory level shown is based on the most current information available, however, is not a guarantee of availability.' and '*This item may be shipped via parcel'. A red arrow points to the 'Add to Quote' button.

